

# Artisan Global Discovery Fund

Fund Report 31 July 2020

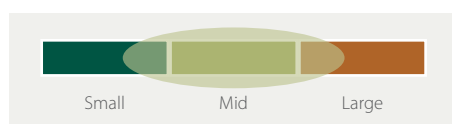
ARSN 640 687 529  
APIR OPS8304AU

## Performance\*

At month end	1 mth	3 mths	6 mths	1 yr	2 yrs	3 yrs	YTD	Incep.
Artisan Global Discovery Fund	2.8	12.3	8.1	20.0	19.7	n/a	13.4	22.5
MSCI All Country World SMID cap net index in AUD	0.7	5.0	-11.3	-3.7	1.0	n/a	-8.8	6.7
Outperformance	2.1	7.3	19.3	23.7	18.7	n/a	22.2	15.8

\*(%, returns greater than one year are per annum). The performance has been calculated from the inception of the Artisan Global Discovery strategy on September 1, 2017 and adjusted for the fee structure of the Artisan Global Discovery Fund.

## Market Capitalisation Bias



## Key Facts

### Underlying fund

Artisan Global Discovery UCITS Fund (Fund)

### Fund manager

Artisan Partners (Growth team)

### Responsible entity/Distributor

Copia Investment Partners

### Investment objective

Outperform the index by over 2% p.a. over 5 years

### Benchmark index

MSCI All Country World SMID Cap Net Index in AUD

### Inception date

June 2020 (Strategy September 2017)

### Management fee

1.20% p.a.

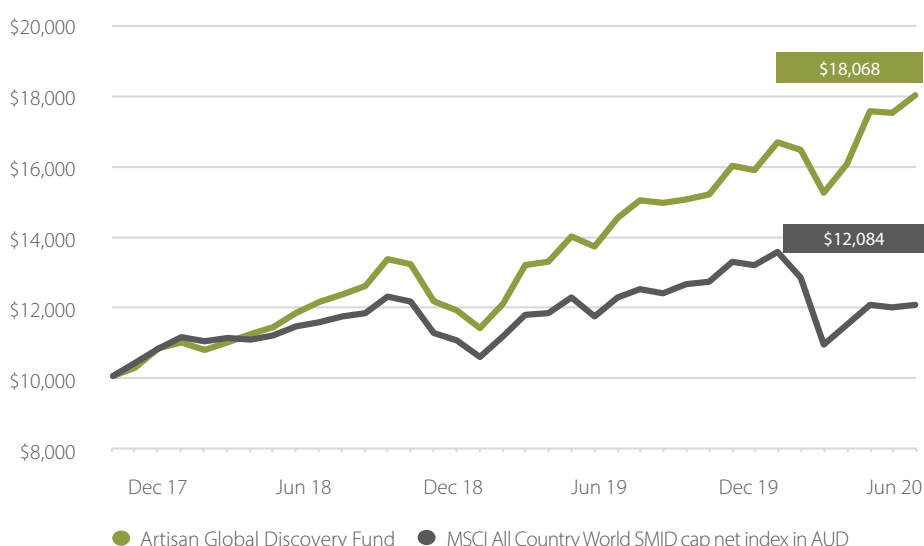
### Performance fee

15.375% above benchmark

### Number of stocks in Fund

40-60

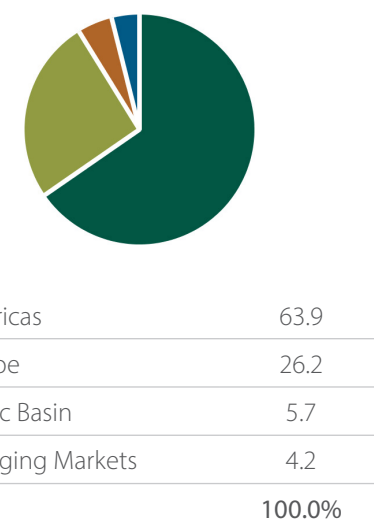
## Performance comparison of \$10,000 since inception<sup>1</sup>



## Top 10 Countries

Country	Weight %
United States	63.9
Denmark	7.3
Germany	4.8
Switzerland	3.9
Netherlands	3.8
United Kingdom	3.5
Japan	3.0
Brazil	2.7
Hong Kong	2.7
France	1.5

## Region Allocation



## Sector Diversification

Sector	Weight %
Communication Services	6.0
Consumer Discretionary	8.4
Consumer Staples	1.0
Energy	—
Financials	5.4
Health Care	22.9
Industrials	18.8
Information Technology	29.9
Materials	3.3
Real Estate	—
Utilities	4.2
<b>Total</b>	<b>100.0%</b>

## Top 10 Holdings

Company	Weight %
Global Payments Inc (United States)	3.7
Veeva Systems Inc (United States)	3.4
IHS Markit Ltd (United States)	2.9
Teledyne Technologies Inc (United States)	2.8
Zynga Inc (United States)	2.7
Techtronic Industries Co Ltd (Hong Kong)	2.6
Koninklijke DSM NV (Netherlands)	2.6
London Stock Exchange Group PLC (UK)	2.5
Vestas Wind Systems A/S (Denmark)	2.5
Advanced Micro Devices Inc (United States)	2.4
<b>Total</b>	<b>28.0%</b>

## Portfolio Statistics

Median Market Cap (Billions)	\$14.5
Weighted Avg. Market Cap (Billions)	\$23.8
Weighted Harmonic Avg. P/E (FY1)	37.8X
Weighted Harmonic Avg. P/E (FY2)	30.5X
Weighted Avg. LT EPS Growth Rate (3-5 Yr)	15.6%
Weighted Avg. LT Debt/Capital	24.5%
Active Share	98.1%
Portfolio Turnover Rate	45.6%
Number of Securities	60
Number of Countries	12
Cash (% of total portfolio)	3.8%

## Why Artisan Global Discovery?

- ✓ Portfolio of global companies considered to be on the cusp of a compelling profit growth cycle
- ✓ A focus on small and mid-sized companies that may complement 'large company' global equity funds
- ✓ Exposure to innovative industry sectors not highly represented in the ASX, such as Healthcare and IT
- ✓ Growth team has an investment track record that dates back to 1997
- ✓ Artisan Partners has an open architecture business model to help attract top investment talent

The Artisan Global Discovery Fund invests exclusively in the Artisan Global Discovery UCITS Fund (Fund) which is a sub-fund of Artisan Partners Global Funds plc. The investment manager of the Fund is Artisan Partners Limited Partnership.

Contact Copia ☎ 1800 442 129 ✉ [clientservices@copiapartners.com.au](mailto:clientservices@copiapartners.com.au) 🌐 [copiapartners.com.au](http://copiapartners.com.au)

<sup>1</sup>The performance comparison of \$10,000 has been calculated from the inception of the Artisan Global Discovery strategy on September 1, 2017 and adjusted for the fee structure of the Artisan Global Discovery Fund. All returns shown are based on Australian dollar figures. The total returns shown are prepared on an ongoing basis (i.e. they include all ongoing fees and expenses and assume reinvestment of all distributions). They do not take personal taxation into account. The comparison with the MSCI All Country World SMID Cap Net Index in AUD is for comparative purposes only. Index returns do not allow for transactional, management, operational or tax costs. An index is not managed and investors cannot invest directly in an index.

**DISCLAIMER** This information has been prepared by Copia Investment Partners Limited (AFSL 229316, ABN 22 092 872 056) the issuer, distributor and responsible entity of the Artisan Global Discovery Fund. This document provides information to help investors and their advisers assess the merits of investing in financial products. We strongly advise investors and their advisers to read information memoranda and product disclosure statements carefully and seek advice from qualified professionals where necessary. The information on this document does not constitute personal advice and does not take into account your personal objectives, financial situation or needs. It is therefore important that if you are considering investing in any financial products and services referred to on this document, you determine whether the relevant investment is suitable for your objectives, financial situation or needs. You should also consider seeking independent advice, particularly on taxation, retirement planning and investment risk tolerance from a suitably qualified professional before making an investment decision. Neither Copia Investment Partners Limited, nor any of our associates, guarantee or underwrite the success of any investments, the achievement of investment objectives, the payment of particular rates of return on investments or the repayment of capital. Copia Investment Partners Limited publishes information on the document that is, to the best of its knowledge, current at the time and Copia is not liable for any direct or indirect losses attributable to omissions from the document, information being out of date, inaccurate, incomplete or deficient in any other way. Investors and their advisers should make their own enquiries before making investment decisions. © 2020 Copia Investment Partners Ltd. The Artisan Global Discovery Fund invests all or substantially all of its assets in Artisan Global Discovery Fund (Fund), a sub-fund of Artisan Partners Global Funds plc. Artisan Partners Limited Partnership serves as investment manager to the Fund. Artisan Partnership Limited Partnership, its affiliates and Artisan Partners Global Funds plc (together, Artisan Partners) are not affiliated with Copia Investment Partners. Artisan Partners does not take any responsibility for the accuracy or completeness of the contents of these materials, any representations made herein, or the performance of the Artisan Global Discovery Fund offered by Copia Investment Partners. Artisan Partners disclaims any liability for any direct, indirect, consequential or other losses or damages, including loss of profits, incurred by you or by any third party that may arise from any reliance on these materials. Artisan Partners is not responsible for, nor involved in, the marketing, distribution or sales of shares or interests in the Artisan Global Discovery Fund and is not responsible for compliance with any marketing or promotion laws, rules or regulations; and no third party, other than Copia Investment Partners, is authorised to make any statement about any of Artisan Partners' products or services in connection with any such marketing, distribution or sales. Past performance by any other funds or accounts advised by Artisan Partners, including the Fund into which the Artisan Global Discovery Fund invests, is not indicative of any future performance by the Artisan Global Discovery Fund. © 2020 Artisan Partners. All rights reserved.